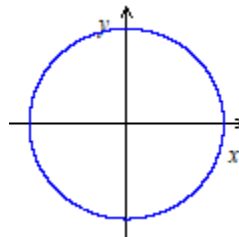
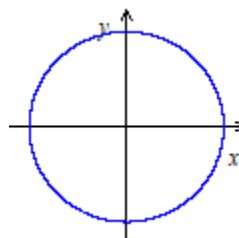


Practice Worksheet: Angles and Arc-length

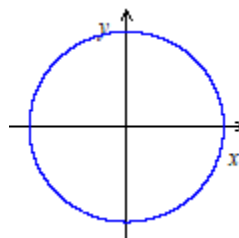
1. a. Draw 140° in standard position on the provided coordinate plane.



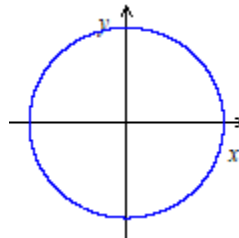
b. Draw -250° in standard position on the provided coordinate plane.



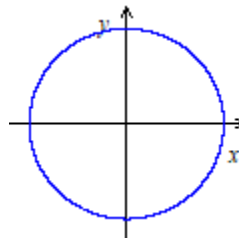
c. Draw $\frac{4\pi}{5}$ radians in standard position on the provided coordinate plane.



d. Draw 4 radians in standard position on the provided coordinate plane.



d. Draw -3 radians in standard position on the provided coordinate plane.



2. Complete the table below.

θ (degrees)	0°	30°		60°	90°		270°	360°	
θ (radians)			$\frac{\pi}{4}$			π			20π

3. a. Convert $\frac{\pi}{10}$ radians into degrees.

b. Convert 4 radians into degrees.

c. Convert 10° into radians.

d. Convert 140° into radians.

e. Convert 1200° into radians.

4. a. Find both a positive and a negative angle that are coterminal with 140° .
(Answer in degrees.)
- b. Find both a positive and a negative angle that are coterminal with $-\frac{5\pi}{8}$.
(Answer in radians.)
- c. Try to find a way to represent all of the (infinitely many) different angles that are coterminal with 70° .
- d. Try to find a way to represent all of the (infinitely many) different angles that are coterminal with $\frac{3\pi}{5}$.

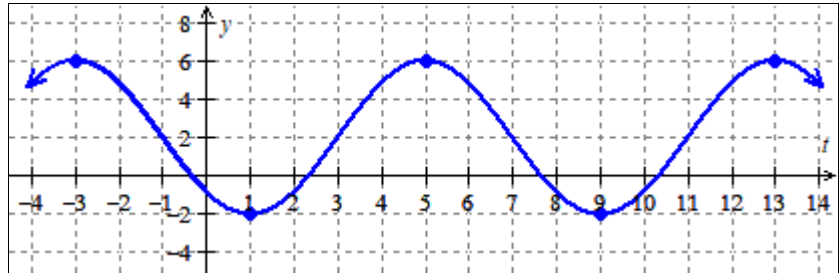
5. The Greek letters θ and ϕ are often used as variables in mathematics. They are ***different*** symbols so it's important to distinguish between them. Which of these symbols is pronounced "phi"? And which is pronounced "theta"?
6. What is the length of the arc spanned by the angle 4 radians on a circle of radius 20 yards?
7. What is the length of the arc spanned by the angle 25° on a circle of radius 30 inches?

8. What is the length of the arc spanned by the angle $\frac{4\pi}{5}$ radians on a circle of radius 15 feet?

9. What is the length of the arc spanned by the angle 135° on a circle of radius 8 meters?

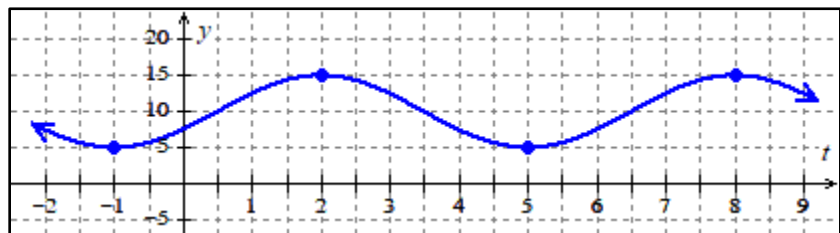
Practice Worksheet: Periodic Functions

1. Determine the period, midline and amplitude of the function $y = f(t)$ graphed below. Note that the following points are on the graph: $(-3, 6)$, $(1, -2)$, $(5, 6)$, $(9, -2)$, and $(13, 6)$.



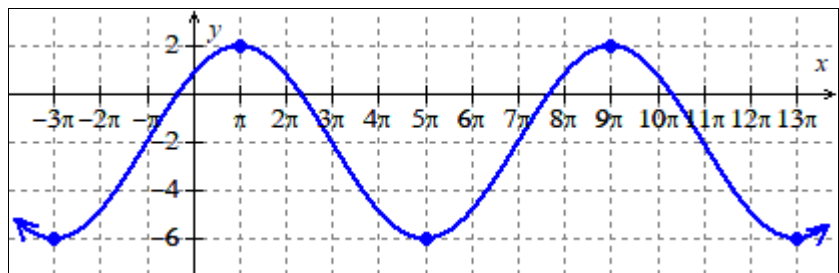
A graph of $y = f(t)$.

2. Determine the period, midline and amplitude of the function $y = m(t)$ graphed below. Note that the following points are on the graph: $(-1, 5)$, $(2, 15)$, $(5, 5)$, and $(8, 15)$.



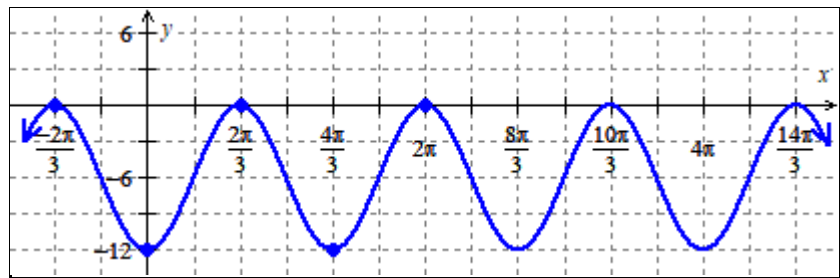
A graph of $y = m(t)$.

3. Determine the period, midline and amplitude of the function $y = p(x)$ graphed below. Note that the following points are on the graph: $(-3\pi, -6)$, $(\pi, 2)$, $(5\pi, -6)$, and $(9\pi, 2)$.



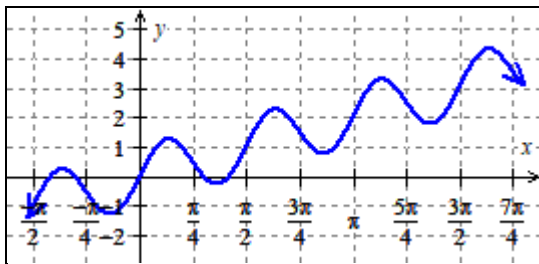
A graph of $y = p(x)$.

4. Determine the period, midline and amplitude of the function $y = g(t)$ graphed below. Note that the following points are on the graph: $(-\frac{2\pi}{3}, 0)$, $(0, -12)$, $(\frac{2\pi}{3}, 0)$, and $(\frac{4\pi}{3}, -12)$.

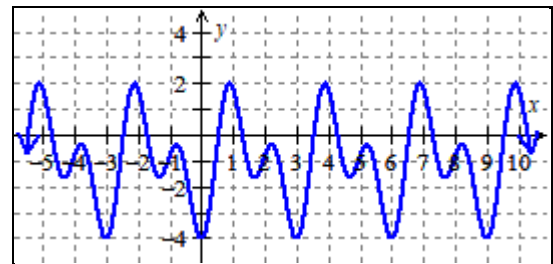


A graph of $y = g(t)$.

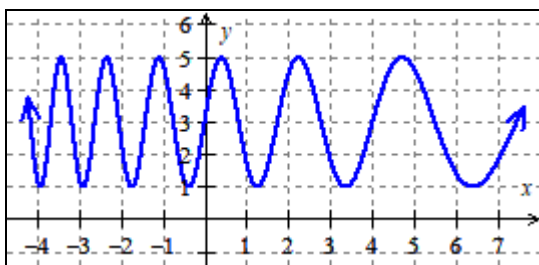
5. Determine which of the functions graphed below are periodic functions and find the period, midline, and amplitude of the periodic functions.



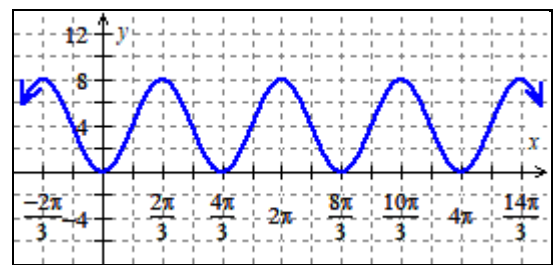
$y = A(x)$



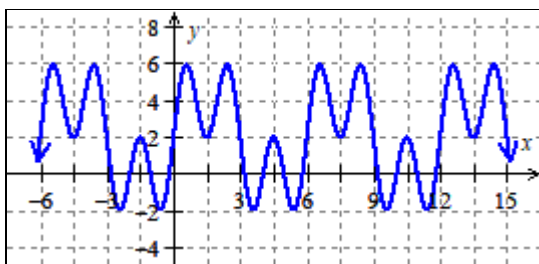
$y = B(x)$



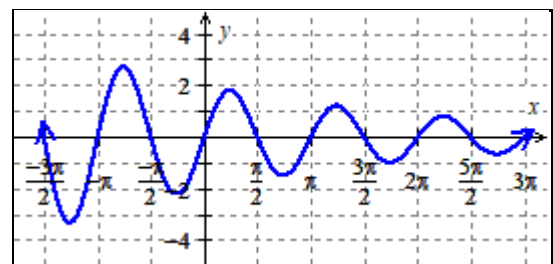
$y = C(x)$ is



$y = D(x)$



$y = E(x)$



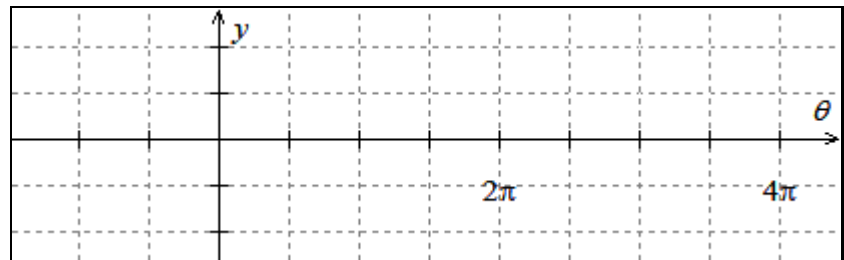
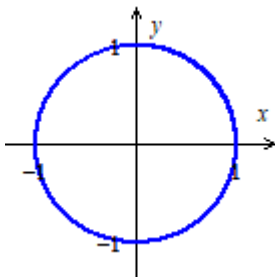
$y = F(x)$

6. There's a Ferris wheel with a diameter of 80 feet. The wheel rotates at a constant rate, and completes a full rotation every 20 minutes. The wheel is lifted 10 feet above the ground level, and passengers load into carriages at the lowest point in the wheel's travel (so passengers start their trip 10 feet above the ground). Determine the period, midline and amplitude of the function that associates amount of time a passenger spends in a carriage travelling around the wheel with the height (in feet) above the ground of such a passenger.
7. Describe an activity in your life or that you're familiar with that's periodic (or approximately periodic). What's the period? Is there a midline and amplitude? (Not all periodic behaviors have midlines or amplitudes.) If you can't think of anything else, describe the high temperature in Portland each day.

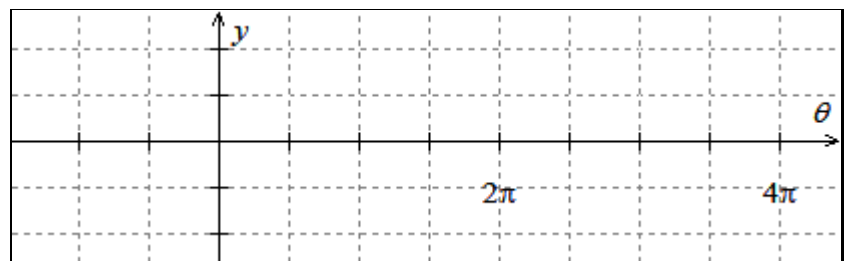
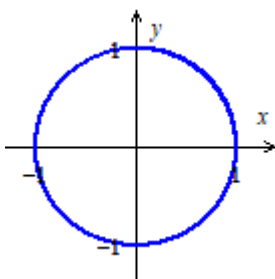
Practice Worksheet: Intro to the Trig Functions

You should complete all of these problems *without a calculator* in order to prepare for the Midterm which is a no-calculator exam.

1. Draw an *accurate* graph of at least two periods of $y = \cos(\theta)$ and $y = \sin(\theta)$ on the coordinate planes below. To draw each graph, correctly label at least **two** of the unlabeled “tics” on the y -axis and all **eight** of the unlabeled “tics” on the θ -axis (two tics on the θ -axis have been labeled for you); then **plot a point** on your graph that corresponds to **each of the eight tics** that you've labeled on the θ -axis and the two pre-labeled tics, and then connect the points to create your graph.



Draw a graph of $y = \cos(\theta)$.
Label *all* axis “tics” and plot *all* key points.



Draw a graph of $y = \sin(\theta)$.
Label *all* axis “tics” and plot *all* key points.

2. If $\frac{3\pi}{2} < \theta < 2\pi$ and $\cos(\theta) = \frac{\sqrt{5}}{4}$, find the following. Be sure to use proper notation to communicate your answer, i.e., link the given expression and your answer with an equal sign. For example, your response to part (a) should have the form $\sin(\theta) = \underline{\hspace{2cm}}$ since you're asked to tell me what $\sin(\theta)$ equals.)

a. $\sin(\theta)$

b. $\tan(\theta)$

c. $\sec(\theta)$

d. $\csc(\theta)$

e. $\cot(\theta)$

3. If $\frac{\pi}{2} < \theta < \pi$ and $\sin(\theta) = \frac{6}{7}$, find the following. Be sure to use proper notation to communicate your answer, i.e., link the given expression and your answer with an equal sign. For example, your response to part (a) should have the form $\cos(\theta) = \underline{\hspace{1cm}}$ since you're asked to tell me what $\cos(\theta)$ equals.)

a. $\sin(\theta)$

b. $\tan(\theta)$

c. $\sec(\theta)$

d. $\csc(\theta)$

e. $\cot(\theta)$

4. If $\frac{\pi}{2} < \theta < \pi$ and $\csc(\theta) = 3$, find the following. Be sure to use proper notation to communicate your answer, i.e., link the given expression and your answer with an equal sign. For example, your response to part (a) should have the form $\sin(\theta) = \underline{\hspace{2cm}}$ since you're asked to tell me what $\sin(\theta)$ equals.)

a. $\sin(\theta)$

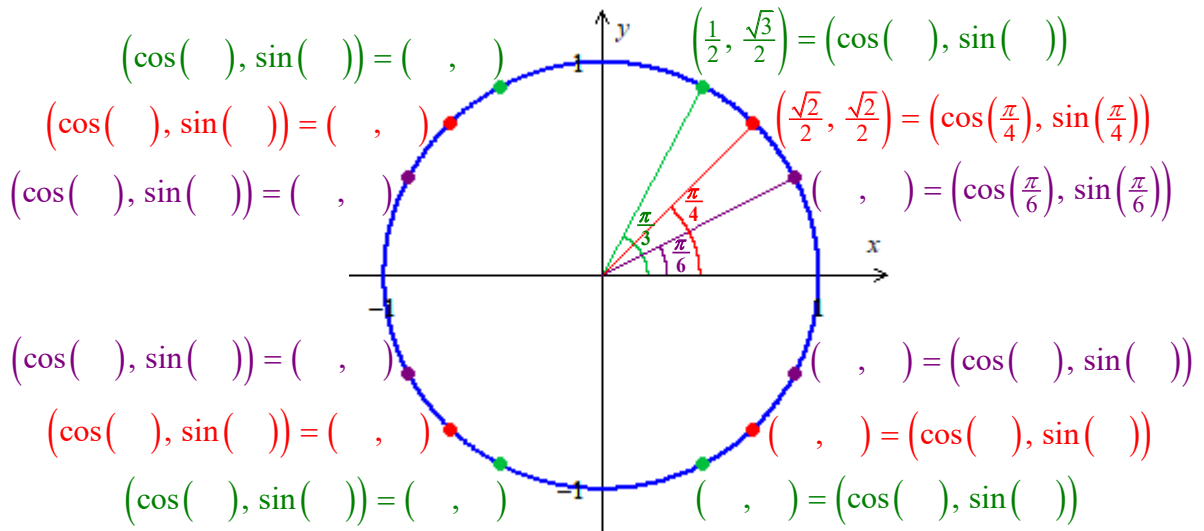
b. $\tan(\theta)$

c. $\sec(\theta)$

d. $\csc(\theta)$

e. $\cot(\theta)$

5. Label the **coordinates** of each of the 12 dots (three in each of the four quadrants) on the unit circle below. Fill-in the input for the sine and cosine functions in order to indicate the **angle** that specifies each point. Some of the information for the points in Quad 1 has been filled-in.



6. Find $\sin(\theta)$, $\cos(\theta)$, $\tan(\theta)$, $\cot(\theta)$, $\sec(\theta)$, and $\csc(\theta)$ if:

a. $\theta = \frac{\pi}{3}$

b. $\theta = \frac{\pi}{4}$

7. Find $\sin(\theta)$, $\cos(\theta)$, $\tan(\theta)$, $\cot(\theta)$, $\sec(\theta)$, and $\csc(\theta)$ if:


a. $\theta = 150^\circ$

b. $\theta = -\frac{3\pi}{4}$

c. $\theta = \frac{4\pi}{3}$

8. Find the **exact** value for each of the following expressions. Be sure to use proper notation to communicate your answer, i.e., link the given expression and your answer with an equal sign. If the given expression is undefined write, "*The expression is undefined.*" An example has been provided to clarify how your response should look.

ex. $\sin(0)$

$$\sin(0) = 0$$


(Write all of this to communicate what " $\sin(0)$ " equals.)

a. $\cos\left(\frac{\pi}{6}\right)$.

b. $\sin\left(\frac{\pi}{4}\right)$.

c. $\cos(60^\circ)$.

d. $\sin\left(-\frac{5\pi}{3}\right)$.

e. $\sin\left(\frac{17\pi}{6}\right)$.

f. $\cos\left(\frac{7\pi}{6}\right)$.

g. $\sin(240^\circ)$.


h. $\cos(135^\circ)$.

i. $\sec(2\pi)$.

j. $\tan\left(\frac{4\pi}{3}\right)$.

9. Find the **exact** value for each of the following expressions. Be sure to use proper notation to communicate your answer, i.e., link the given expression and your answer with an equal sign. If the given expression is undefined write, "*The expression is undefined.*" An example has been provided to clarify how your response should look.

ex. $\sin(0)$

$$\sin(0) = 0$$


(Write all of this to communicate what " $\sin(0)$ " equals.)

a. $\sin\left(\frac{\pi}{2}\right)$.

b. $\cos(180^\circ)$.

c. $\cos\left(\frac{5\pi}{6}\right)$.

d. $\sin\left(\frac{7\pi}{6}\right)$.

e. $\sin(120^\circ)$.

f. $\cos\left(\frac{5\pi}{4}\right)$.

g. $\cos\left(\frac{5\pi}{3}\right)$.

h. $\sin\left(\frac{20\pi}{3}\right)$.

i. $\tan(2\pi)$.

j. $\csc\left(\frac{11\pi}{6}\right)$.

10. A circle with a radius of 6 units is given in Figure 1. The point Q is specified by the angle $\frac{5\pi}{6}$. Use the sine and cosine function to find the exact coordinates of point Q .
[Be sure to show your use of sine and cosine.]

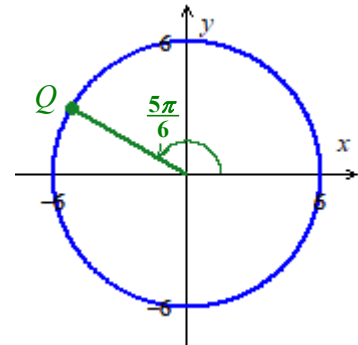


Figure 1

11. The point P in Figure 2 is specified by $\frac{7\pi}{4}$ on the circumference of a circle with a radius of 12 units. Use the sine and cosine function to find the **exact** coordinates of P .
[Be sure to show your use of sine and cosine.]

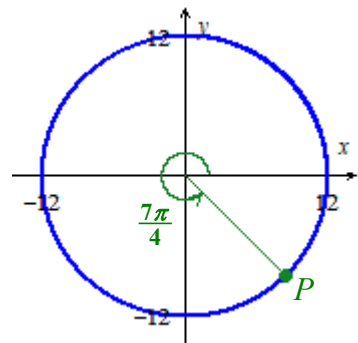


Figure 2

12. The point S in Figure 3 is specified by $\frac{4\pi}{3}$ on the circumference of a circle with a radius of 20 units. Use the sine and cosine function to find the **exact** coordinates of S .
[Be sure to show your use of sine and cosine.]

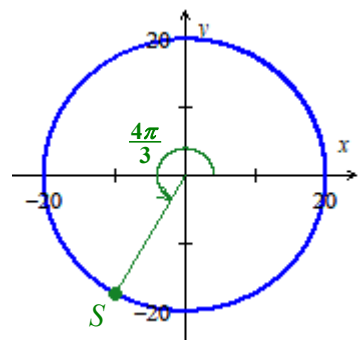
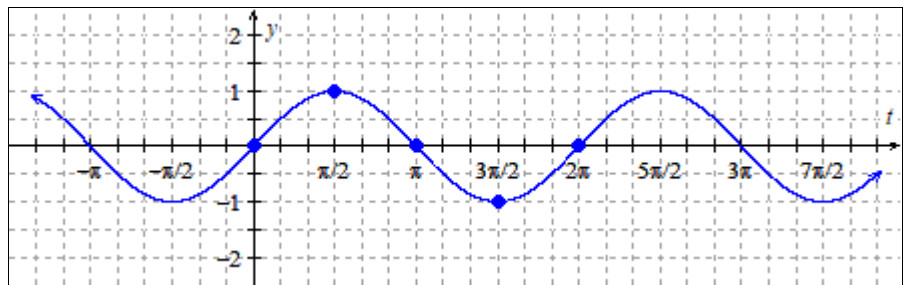


Figure 3

Practice Worksheet: Graphs of Trig Functions

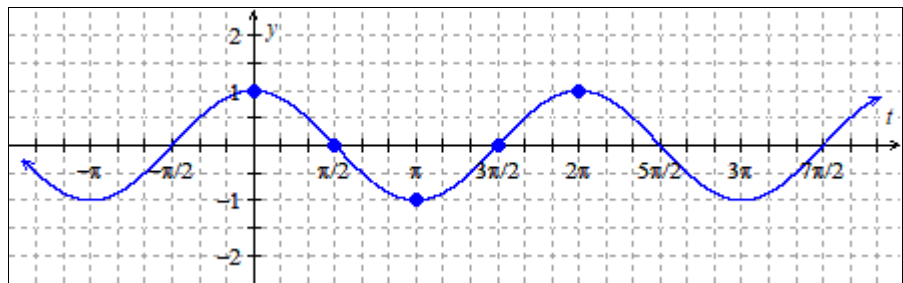
You should complete all of these problems **without a calculator** in order to prepare for the Midterm which is a no-calculator exam.

- The graph of $y = \sin(t)$ is given below with **five key points** emphasized. As we know, the graph of $f(t) = \sin\left(t - \frac{2\pi}{3}\right) + 1$ is a *transformation* of $y = \sin(t)$. Use what we know about graph transformations from MTH 111 to “transform” the **five key points** on $y = \sin(t)$ and then connect these points in order to construct a graph of $y = f(t)$.



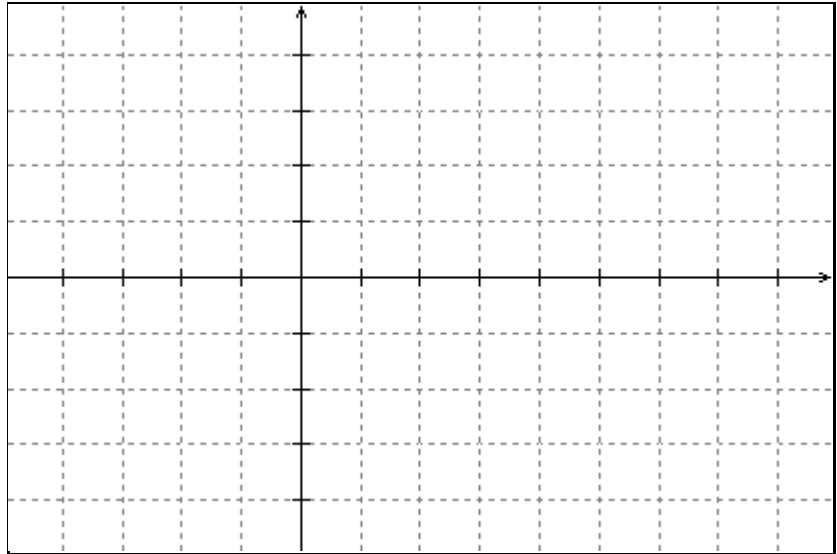
A graph of $y = \sin(t)$ is given; draw a graph of $f(t) = \sin\left(t - \frac{\pi}{6}\right) + 1$.

- The graph of $y = \cos(t)$ is given below with **five key points** emphasized. As we know, the graph of $g(t) = 2\cos\left(t + \frac{5\pi}{6}\right)$ is a *transformation* of $y = \cos(t)$. Use what we know about graph transformations from MTH 111 to “transform” the **five key points** on $y = \cos(t)$ and then connect these points in order to construct a graph of $y = g(t)$.



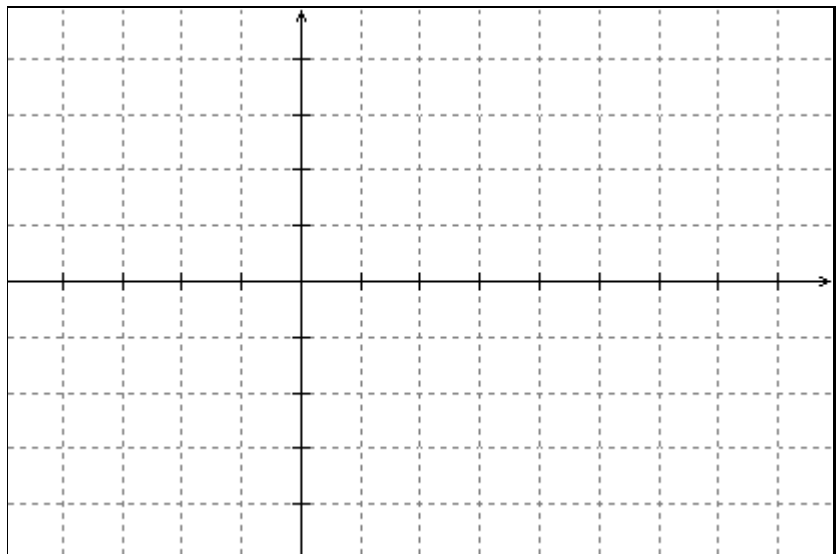
A graph of $y = \cos(t)$ is given; draw a graph of $g(t) = 2\cos\left(t + \frac{5\pi}{6}\right)$.

3. Scale the axes on the given coordinate plane an appropriately for a graph of $y = \sin(2t) + 3$ and then draw a graph of $y = \sin(2t) + 3$ by first plotting the points where the graph will intersect the midline and the points where the graph will reach maximum and minimum values, and then connect these points with an appropriately curved sinusoidal wave.



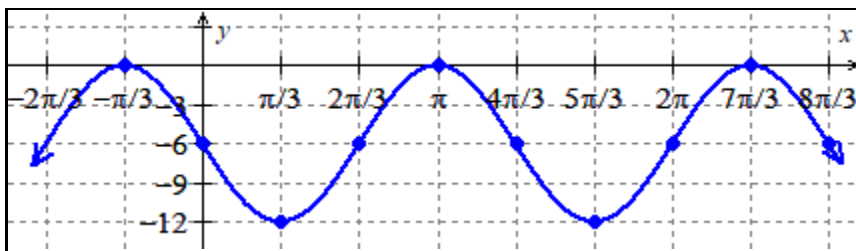
Draw a graph of $y = \sin(2t) + 3$.

4. Scale the axes on the given coordinate plane an appropriately for a graph of $y = 3\cos(\pi t)$ and then draw a graph of $y = 3\cos(\pi t)$ by first plotting the points where the graph will intersect the midline and the points where the graph will reach maximum and minimum values, and then connect these points with an appropriately curved sinusoidal wave.



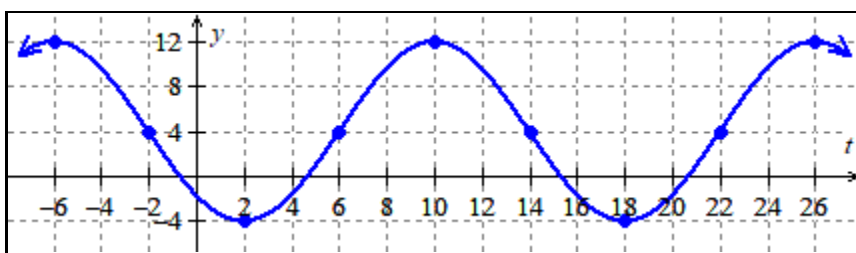
Draw a graph of $y = 3\cos(\pi t)$.

5. Find two different algebraic rules for the sinusoidal function $y = p(x)$ graphed below. One of your rules should involve sine and the other should involve cosine.



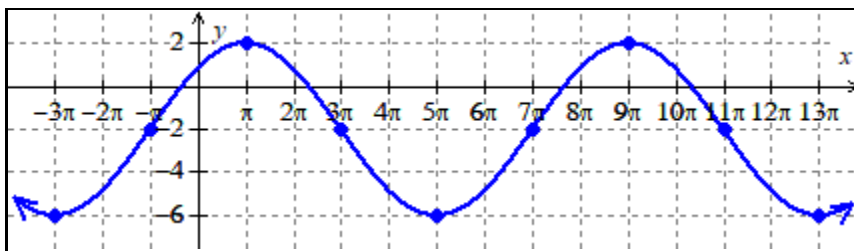
A graph of $y = p(x)$.

6. Find two different algebraic rules for the sinusoidal function $y = q(t)$ graphed below. One of your rules should involve sine and the other should involve cosine.



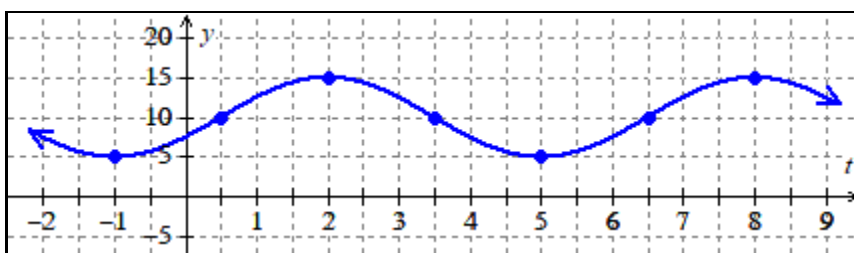
A graph of $y = q(t)$.

7. Find two different algebraic rules for the sinusoidal function $y = m(x)$ graphed below. One of your rules should involve sine and the other should involve cosine.



A graph of $y = m(x)$.


8. Find two different algebraic rules for the sinusoidal function $y = n(t)$ graphed below. One of your rules should involve sine and the other should involve cosine.




A graph of $y = n(t)$.

9. Draw a graph of at least two periods of the functions in **a–f** below by first *plotting the points* where the graph will intersect the midline and *plotting the points* where the graph will reach maximum and minimum values, and then *connect these points* with an appropriately curved sinusoidal wave. List the period, midline, and amplitude of each function. (Be sure to label the scale on the axes of your graph.)


a. $f(t) = -5 \cos(4t) + 3$




b. $g(x) = 4 \sin\left(\pi\left(x - \frac{1}{4}\right)\right) - 2$




c. $G(x) = 3 \cos\left(2x + \frac{\pi}{2}\right) + 4$




d. $F(t) = -2 \sin\left(\frac{\pi}{3}t + \pi\right) - 1$



e. $p(x) = 10 \cos\left(\frac{x + 2\pi}{4}\right) - 5$



f. $q(t) = -4 \sin\left(\frac{\pi}{4}t - \frac{\pi}{4}\right) - 2$



10. Describe the values that are **not** in the domain of $y = \tan(t)$.

11. Describe the values that are **not** in the domain of $y = \sec(t)$.

12. Describe the values that are **not** in the domain of $y = \cot(t)$.

13. Describe the values that are **not** in the domain of $y = \csc(t)$.

Practice Worksheet: Inverse Trig Functions

You should complete all of these problems *without a calculator* in order to prepare for the Midterm which is a no-calculator exam.

1. Find the exact value of each of the following expressions; do not use a calculator. Be sure to use proper notation to *directly communicate* what the given expressions equal.

a. $\sin^{-1}\left(\frac{\sqrt{3}}{2}\right)$

b. $\cos^{-1}\left(\frac{\sqrt{2}}{2}\right)$

c. $\sin^{-1}\left(-\frac{1}{2}\right)$

d. $\cos^{-1}(0)$

e. $\tan^{-1}(\sqrt{3})$

f. $\tan^{-1}(-1)$

g. $\tan^{-1}\left(-\frac{1}{\sqrt{3}}\right)$

2. Find the exact value of each of the following expressions; do not use a calculator. Be sure to use proper notation to **directly communicate** what the given expressions equal.

a. $\sin\left(\sin^{-1}\left(\frac{\sqrt{3}}{2}\right)\right)$

b. $\cos\left(\cos^{-1}\left(-\frac{\sqrt{2}}{2}\right)\right)$

c. $\cos^{-1}\left(\cos\left(\frac{5\pi}{3}\right)\right)$

d. $\sin^{-1}\left(\sin\left(\frac{4\pi}{3}\right)\right)$

e. $\tan^{-1}\left(\tan\left(\frac{5\pi}{4}\right)\right)$

3. Find the exact value of each of the following expressions; do not use a calculator. Be sure to use proper notation to **directly communicate** what the given expressions equal.

a. $\sin^{-1}\left(\cos\left(-\frac{\pi}{6}\right)\right)$

b. $\sin\left(\cos^{-1}\left(-\frac{\sqrt{3}}{2}\right)\right)$

c. $\tan^{-1}\left(\tan\left(\frac{2\pi}{3}\right)\right)$

d. $\cos^{-1}\left(\tan\left(\frac{3\pi}{4}\right)\right)$

e. $\tan^{-1}\left(\sin\left(\frac{\pi}{2}\right)\right)$

f. $\sin\left(\tan^{-1}\left(\frac{1}{\sqrt{3}}\right)\right)$

4. Find the exact value of each of the following expressions; do not use a calculator. Be sure to use proper notation to **directly communicate** what the given expressions equal.

a. $\sin^{-1}\left(\sin\left(\frac{7\pi}{8}\right)\right)$

b. $\cos^{-1}\left(\cos\left(\frac{7\pi}{5}\right)\right)$

c. $\sin^{-1}\left(\sin\left(\frac{9\pi}{7}\right)\right)$

Practice Worksheet: Solving Trig Equations

1. Find *all* of the solutions to the equations below; provide *exact* solutions.

a. $\sin(t) = -\frac{\sqrt{2}}{2}$

b. $2 \cos(x) - \sqrt{3} = 0$

2. Find the solutions on the interval $[0, 2\pi)$ for the equations below; provide *exact* solutions.

a. $\cos(t) = -\frac{1}{2}$

b. $\frac{\sin(x)}{2} - \frac{\sqrt{3}}{4} = 0$

3. Find *all* of the solutions to the equations below; provide *exact* solutions.

a. $\sin(6t) = -\frac{\sqrt{3}}{2}$

b. $5 + 4\cos(2\theta) = 1$

c. $16 \cos(4x) + 11 = 3$

d. $16 - 24 \sin(8t) = 4$

4. Find the solutions on the interval $[0, 2\pi)$ to following equations.

a. $5 + 4\cos(2\theta) = 1$

b. $4 - 6\sin(2x) = 7$

c. $6\sqrt{2}\cos(3\alpha) + 10 = 4$

3. Evaluate the following expressions:

a. $\sin\left(\frac{\pi}{3}\right)$.

b. $\cos(45^\circ)$.

c. $\sin(330^\circ)$.

d. $\cos\left(\frac{\pi}{2}\right)$.

e. $\cos\left(\frac{2\pi}{3}\right)$.

f. $\sin\left(\frac{5\pi}{4}\right)$.

g. $\sin\left(\frac{7\pi}{6}\right)$.

h. $\cos\left(\frac{11\pi}{6}\right)$.

i. $\cos\left(\frac{17\pi}{6}\right)$.

k. $\sin\left(\frac{16\pi}{3}\right)$.

l. $\tan\left(\frac{3\pi}{4}\right)$.

m. $\cot\left(\frac{4\pi}{3}\right)$.

n. $\csc(\pi)$.

o. $\sec(360^\circ)$.

4. a. Use the sine and cosine functions to find the coordinates of the point P in Figure 1a that is specified by $\frac{5\pi}{3}$ on the circumference of a circle of radius 10 units. **Clearly show your use of the sine and cosine functions.**

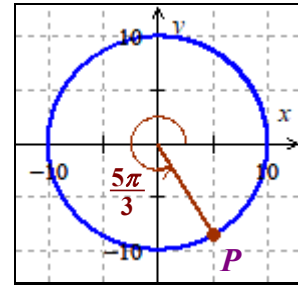


Figure 1a

- b. Use the sine and cosine functions to find the coordinates of the point Q in Figure 1b that is specified by $\frac{7\pi}{6}$ on the circumference of a circle of radius 3 units. **Clearly show your use of the sine and cosine functions.**

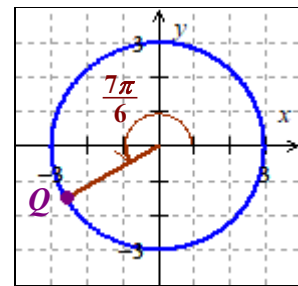


Figure 1b

5. If $\sin(\theta) = \frac{3}{4}$ and $\frac{\pi}{2} < \theta < \pi$, find the exact value of the following:

a. $\cos(\theta)$

b. $\sin(\theta + 2\pi)$

c. $\tan(\theta)$

d. $\sec(\theta)$

e. $\csc(\theta)$

6. Find *all* of the solutions to the following equations:

a. $3\sin(x) + 4 = 5$

b. $2\cos(\theta) = 1$

c. $2\sin(3\theta) + \sqrt{3} = 0$

d. $7 + 3\sqrt{2}\cos(4t) = 4$

7. Find all of the solutions to the following equations on the interval $[0, 2\pi)$.

a. $6\cos(2x) + 5 = 2$

b. $2 - 3\sin(4\theta) = 5$

8. Evaluate the following. Show your steps. (Do not use a calculator!)


a. $\sin\left(\cos^{-1}\left(-\frac{1}{2}\right)\right)$

b. $\sin^{-1}\left(\sin\left(\frac{7\pi}{4}\right)\right)$

c. $\cos^{-1}\left(\sin\left(\frac{4\pi}{3}\right)\right)$


d. $\cos^{-1}\left(\cos\left(\frac{8\pi}{7}\right)\right)$

9. Sketch a graph of the function $g(t) = 3 \sin\left(2t + \frac{\pi}{4}\right) - 2$. State the period, midline, and amplitude of g .



Draw a graph of $y = g(t)$.

10. Sketch a graph of the function $q(x) = 2 \cos\left(\frac{\pi}{2}x + \frac{\pi}{4}\right) - 3$. State the period, midline, and amplitude of q .



Draw a graph of $y = q(x)$.

11. Find four algebraic rules (one using “positive sine”, one using “negative (reflected) sine”, one using “positive cosine”, and one using “negative (reflected) cosine”) for the function $y = p(x)$ graphed in Figure 2.

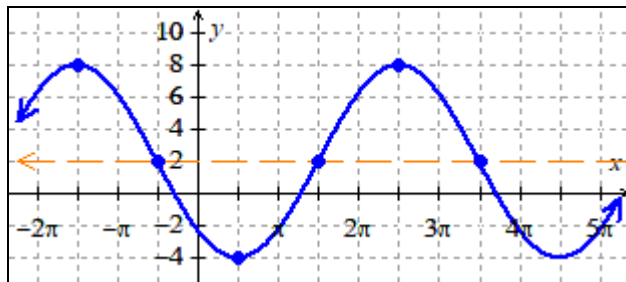


Figure 2: A graph of $y = p(x)$.

12. a. Find four algebraic rules (one using “positive sine”, one using “negative (reflected) sine”, one using “positive cosine”, and one using “negative (reflected) cosine”) for the function $y = f(t)$ graphed in Figure 3.

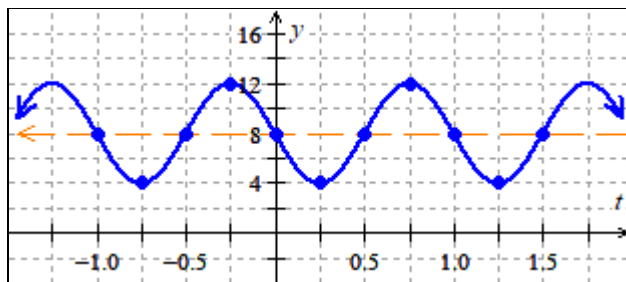


Figure 3: A graph of $y = f(t)$.

- b. Use one of your answers to part a to find exact solutions to $f(t) = 10$.

Practice Worksheet: Right Triangles

1. a. Find the exact value of all six trig functions for the angles A and B in the triangle in Fig. 1. (The triangle may not be drawn to scale.)

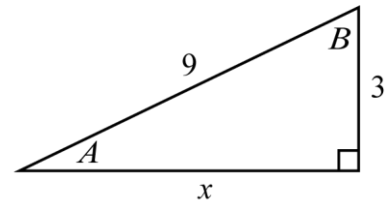


Figure 1

- b. Solve the triangle in Fig. 1 by finding approximate measurements (in degrees) of angles A and B and the exact length of the side x .

2. a. Find the exact value of all six trig functions for the angles θ and ϕ in the triangle in Fig. 2. (The triangle may not be drawn to scale.)

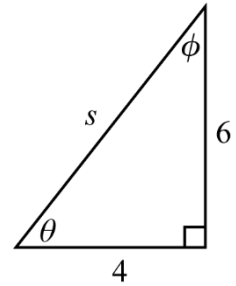
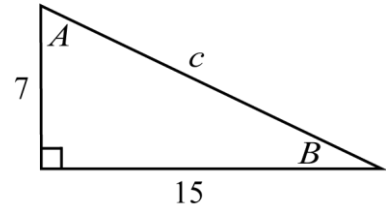


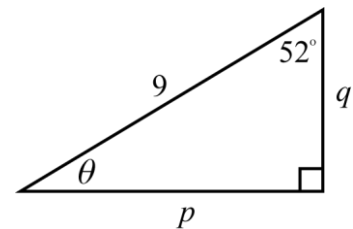
Figure 2

- b. Solve the triangle in Fig. 2 by finding approximate measurements (in degrees) of angles θ and ϕ and the exact length of the side s .

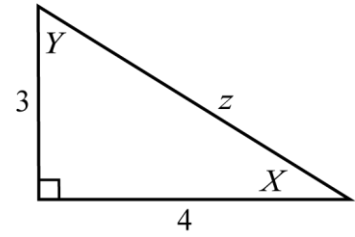
3. Find the values of c , A , and B in the triangle in Figure 3. You should approximate the values (in degrees for the angles) and denote your approximations correctly. (The triangle may not be drawn to scale.)

**Figure 3**

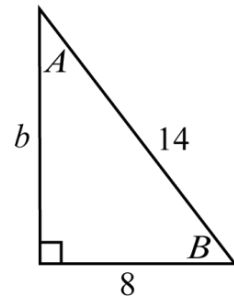
4. Find the values of p , q , and θ in the triangle in Figure 4. You should approximate the values (in degrees for the angles) and denote your approximations correctly. (The triangle may not be drawn to scale.)

**Figure 4**

5. Find the values of z , X and Y in the triangle in Figure 5. You should approximate the values (in degrees for the angles) and denote your approximations correctly. (The triangle may not be drawn to scale.)

**Figure 5**

6. Find the values of b , A , and B in the triangle in Figure 6. You should approximate the values (in degrees for the angles) and denote your approximations correctly. (The triangle may not be drawn to scale.)

**Figure 6**

Practice Worksheet: Non-right Triangles

1. In parts (a) – (i), you are given some info about a non-right triangle that has sides a , b , and c and angles A , B , and C oriented as shown in Figure 1. Find the length of the missing side(s) and the measure of the missing angle(s). (You'll need to use the Laws of Sines and Cosines which are included on the [Identities and Formulas Reference Sheet](#) that will be provided to you during the Final Exam so you don't need to memorize them.) You should approximate the values (in degrees for the angles) and denote your approximations correctly. [You'll need your own paper to work these problems.]

a. $a = 5$, $b = 6$, $c = 7$

b. $B = 76^\circ$, $a = 8$, $c = 6$

c. $B = 118^\circ$, $C = 37^\circ$, $a = 5$

d. $A = 62^\circ$, $B = 70^\circ$, $b = 10$

e. $A = 64^\circ$, $C = 76^\circ$, $b = 9$

f. $C = 40^\circ$, $a = 9$, $b = 13$

g. $A = 40^\circ$, $a = 11$, $c = 8$

h. $A = 28^\circ$, $a = 7$, $c = 12$ (this is an "ambiguous situation" where there are two possible triangles that satisfy the given information: try to find both of the solutions)

i. $C = 67^\circ$, $a = 8$, $c = 5$ (this is an "impossible situation" where there is no triangle that satisfies: try to figure out why it is impossible)

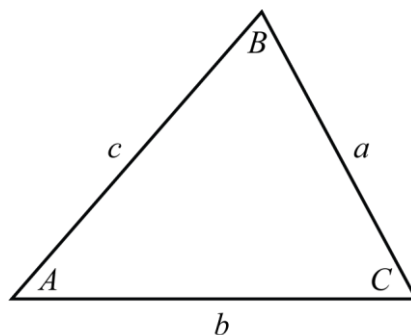


Figure 1

2. As you know, a triangle has three sides and three angles: these are the "six components of a triangle." Notice that in each part of the previous problem (#1) you are given the measurements of **three** of these six components. Sometimes (like in part (a)) you are given the lengths of all three sides; usually you are given a combination of sides and angles; but you aren't ever given all three angle measures: contemplate, discuss, and explain why.

Practice Worksheet: Proving Trig Identities

1. Prove the following identities. (Be sure to organize your proof as shown in the Online Lecture Notes and class notes videos.) This means that you should start your proof by writing one side of the identity and then use equal signs between equivalent expressions until you obtain the other side of the identity. You should only include one step on each line and you should align your equal signs on the left of each step. Compare your proofs with those given in the solutions to make sure that you are using the correct organization and technique.)

a. $\tan(x)\sec(x) = \sin(x)\sec^2(x)$

b. $\csc(t) - \sin(t) = \cot(t)\cos(t)$

c. $\frac{\sec(\theta)}{\sin(\theta)} - \tan(\theta) = \cot(\theta)$

d. $\tan(\theta) = \frac{\csc(\theta)}{\cos(\theta)} - \cot(\theta)$

e. $2 \sec^2(x) = \frac{1}{1 - \sin(x)} - \frac{1}{1 + \sin(x)}$

f. $\frac{1}{1 - \cos(x)} - \frac{1}{1 + \cos(x)} = 2 \cot(x) \csc(x)$

g. $\sec(\theta) + \tan(\theta) = \frac{\cos(\theta)}{1 - \sin(\theta)}$

h. $\cot(A) = \csc(A)\sec(A) - \tan(A)$

Practice Worksheet: Some Important Identities

1. Use a **sum-of-angles** or **difference-of-angles identity** to calculate the *exact value* of each of the following. (These identities are included on the [Identities and Formulas Reference Sheet](#) that will be provided to you during the Final Exam.)

a. $\sin(165^\circ)$

b. $\cos\left(\frac{13\pi}{12}\right)$

c. $\tan\left(\frac{17\pi}{12}\right)$

2. In order to get familiar with the **sum-of-angles**, **difference-of-angles**, **double-angle** and **half-angle identities**, we'll use these identities to calculate some "friendly" sine and cosine values – so we already know these sine and cosine values and we'll verify that the identities lead us to these values. To help explain the activity part (a) has been worked out for you, and part (b) has been started. (These identities are included on the [Identities and Formulas Reference Sheet](#) that will be provided to you during the Final Exam.)

- a. Find $\sin\left(\frac{\pi}{2}\right)$ using the fact that $\frac{\pi}{2} = \frac{\pi}{6} + \frac{\pi}{3}$.

$$\begin{aligned}\sin\left(\frac{\pi}{2}\right) &= \sin\left(\frac{\pi}{6} + \frac{\pi}{3}\right) \\ &= \sin\left(\frac{\pi}{6}\right)\cos\left(\frac{\pi}{3}\right) + \cos\left(\frac{\pi}{6}\right)\sin\left(\frac{\pi}{3}\right) \\ &= \frac{1}{2} \cdot \frac{1}{2} + \frac{\sqrt{3}}{2} \cdot \frac{\sqrt{3}}{2} \\ &= \frac{1}{4} + \frac{3}{4} \\ &= 1\end{aligned}$$

We know that $\sin\left(\frac{\pi}{2}\right) = 1$ so the identity gave us the correct value.

- b. Find $\cos(\pi)$ using the fact that $\pi = \frac{5\pi}{6} + \frac{\pi}{6}$.

- c. Find $\sin\left(\frac{2\pi}{3}\right)$ using the fact that $\frac{2\pi}{3} = 2 \cdot \frac{\pi}{3}$. (hint: use a double-angle identity)

d. Find $\cos\left(\frac{\pi}{3}\right)$ using the fact that $\frac{\pi}{3} = 2 \cdot \frac{\pi}{6}$. (hint: use a double-angle identity)

e. Find $\sin\left(\frac{\pi}{4}\right)$ using the fact that $\frac{\pi}{4} = \frac{\pi/2}{2}$. (Hint: use a half-angle identity)

f. Find $\cos(30^\circ)$ using the fact that $30^\circ = \frac{60^\circ}{2}$. (hint: use a half-angle identity)

3. Suppose that $\sin(\alpha) = -\frac{\sqrt{65}}{9}$ and $\pi < \alpha < \frac{3\pi}{2}$. Calculate the *exact value* of each of the following using an appropriate **double-angle** or **half-angle identity**. (These identities are included on the [Identities and Formulas Reference Sheet](#).)
- a. $\sin(2\alpha)$. [Hint: first find $\cos(\alpha)$]

b. $\cos(2\alpha)$.

c. $\sin\left(\frac{\alpha}{2}\right)$.

4. Suppose that $\cos(\theta) = \frac{7}{10}$ and $\frac{3\pi}{2} < \theta < 2\pi$. Calculate the *exact value* of each of the following using an appropriate **double-angle** or **half-angle identity**. (These identities are included on the [Identities and Formulas Reference Sheet](#).)

a. $\sin(2\theta)$. [Hint: first find $\sin(\theta)$]

b. $\cos(2\theta)$.

c. $\cos\left(\frac{\theta}{2}\right)$.

5. Suppose that $\sin(x) = \frac{9}{11}$ and $\frac{\pi}{2} < x < \pi$. Calculate the *exact value* of each of the following using an appropriate **double-angle** or **half-angle identity**. (These identities are included on the [Identities and Formulas Reference Sheet](#).)

a. $\sin(2x)$. [Hint: first find $\cos(x)$]

b. $\cos(2x)$.

c. $\sin\left(\frac{x}{2}\right)$.

6. Prove the following identities using the double-angle identities for sine and cosine included on the [Identities and Formulas Reference Sheet](#). (Be sure to organize your proof as shown in the Online Lecture Notes and class notes videos.)

a. $\tan(2x) = \frac{2 \tan(x)}{1 - \tan^2(x)}$

(this is known as the double-angle identity for tangent; to prove it, start with the left side and use the double-angle identities for sine and cosine; for cosine, use $\cos(2x) = \cos^2(x) - \sin^2(x)$; a “trick” here is to introduce a term that will create the denominator that you need)

b. $\frac{1 - \cos(2t)}{\sin(2t)} = \tan(t)$

Practice Worksheet: Vectors

1. Suppose that $\vec{v} = \langle -3, 7 \rangle$ and $\vec{w} = \langle 2, 10 \rangle$.

a. Express \vec{v} and \vec{w} using unit vectors.

b. Find $\|\vec{v}\|$ and $\|\vec{w}\|$.

c. Find $2\vec{v} - 5\vec{w}$.

d. Find $4\vec{w} + 3\vec{v}$.

2. Suppose that $\vec{m} = 7\vec{i} - 4\vec{j}$ and $\vec{n} = -5\vec{i} - 2\vec{j}$.

a. Express \vec{m} and \vec{n} using “pointy vector brackets” (i.e., $\langle a, b \rangle$).

b. Find $\|\vec{m}\|$ and $\|\vec{n}\|$.

c. Find $\vec{m} + \vec{n}$.

d. Find $3\vec{m} - \vec{n}$.

3. Suppose that the tail (or initial point) of \vec{b} is $(2, -3)$ and the tip (or terminal point) is $(-4, 7)$. Find the components of \vec{b} in order to express \vec{b} using both “pointy vector brackets” and unit vectors.

4. Suppose that the tail (or initial point) of \vec{r} is $(-5, 1)$ and the tip (or terminal point) is $(3, 6)$. Find the components of \vec{r} in order to express \vec{r} using both “pointy vector brackets” and unit vectors.

5. Suppose that $\|\vec{a}\| = 34$ and that \vec{a} makes an angle of 150° with the positive x -axis. Find the components of \vec{a} in order to express \vec{a} using both “pointy vector brackets” and unit vectors.

6. Suppose that $\|\vec{s}\| = 18$ and that \vec{s} makes an angle of -45° with the positive x -axis. Find the components of \vec{s} in order to express \vec{s} using both “pointy vector brackets” and unit vectors.

7. Suppose that $\vec{v} = \langle -3, 7 \rangle$ and $\vec{w} = \langle 2, 10 \rangle$.

a. Find $\vec{v} \cdot \vec{w}$.

b. Find the angle between \vec{v} and \vec{w} .

8. Suppose that $\vec{m} = 7\vec{i} - 4\vec{j}$ and $\vec{n} = -5\vec{i} - 2\vec{j}$.

a. Find $\vec{m} \cdot \vec{n}$.

b. Find the angle between \vec{m} and \vec{n} .

9. Suppose that $\vec{p} = \langle -1, 4 \rangle$ and $\vec{q} = \langle 3, -5 \rangle$.

a. Find $\vec{p} \cdot \vec{q}$.

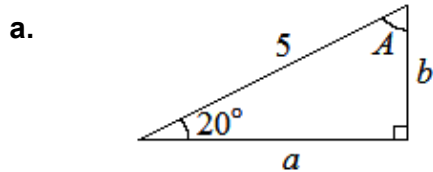
b. Find the angle between \vec{p} and \vec{q} .

Practice Worksheet:

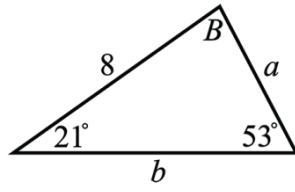
Some Additional Practice for the Final Exam

This isn't meant to be a "practice test" or "the only thing you need to study to be prepared for the exam." It's just some additional practice problems covering the material that we studied after the Midterm. In addition to the problems below, you should also study the Class Notes Videos, the Online Lecture Notes, the Practice Worksheets (especially "Practice Worksheet for Midterm"), the Weekly Graded Worksheets, and the suggested practice problems from the online textbook.

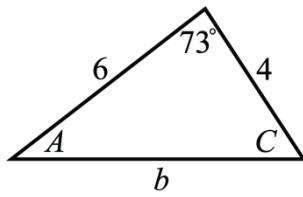
1. Find the missing side(s) and missing angle(s) for the triangles given below. (The triangles may not be drawn to scale.)



b.



c.



2. Suppose that $\sin(\alpha) = \frac{5}{13}$ and $\cos(\beta) = \frac{3}{5}$, and where $0 < \alpha < \frac{\pi}{2}$ and $\frac{3\pi}{2} < \beta < 2\pi$. Find the exact value of:

a. $\sin(\alpha + \beta)$.

b. $\cos(\alpha - \beta)$.

c. $\sin(2\beta)$.

d. $\cos(2\beta)$.

e. $\sin\left(\frac{\beta}{2}\right).$

f. $\cos\left(\frac{\beta}{2}\right).$

3. Prove the following identities.

a. $\tan(x) + \cot(x) = \sec(x)\csc(x)$

b. $\tan^2(x) - \sin^2(x) = \tan^2(x)\sin^2(x)$

c. $\cos(2x) = \cos^4(x) - \sin^4(x)$

4. Convert the following polar ordered pairs into Cartesian (i.e., rectangular) coordinates.

a. $\left(3, \frac{\pi}{2}\right)$

b. $\left(\pi, \frac{5\pi}{3}\right)$

[NOT COVERED THIS TERM]

c. $(10, -10^\circ)$

5. Convert the following Cartesian (i.e., rectangular) ordered pairs into polar coordinates.

a. $(10, -10)$

b. $(-3, 0)$

[NOT COVERED THIS TERM]

c. $(-8, -8\sqrt{3})$

6. Translate the complex number $z = -3 + 3\sqrt{3} \cdot i$ into its polar form $z = re^{i\theta}$.

[NOT COVERED THIS TERM]

7. Translate the polar form of the complex number $z = 4e^{i \cdot \frac{5\pi}{6}}$ into its rectangular form $z = a + bi$.

8. Determine the magnitude and direction (with respect to the positive x -axis) of the vector $\vec{v} = \langle -3, -7 \rangle$.

9. a. Find the horizontal and vertical components of the vector \vec{v} that starts at the point $P = (5, 6)$ and ends at the point $Q = (2, 2)$.

- b. Find the magnitude, $\|\vec{v}\|$, and the direction (with respect to the positive x -axis) of the vector \vec{v} that you found in part a?

10. Suppose $\vec{v} = \langle -4, 1 \rangle$ and $\vec{u} = \langle 3, -6 \rangle$.

a. Find $\vec{w} = \vec{v} - 2\vec{u}$.

b. Use the *dot product* to find the angle between $\vec{v} = \langle -4, 1 \rangle$ and $\vec{u} = \langle 3, -6 \rangle$?